


# Youth Justice Service 2016/17

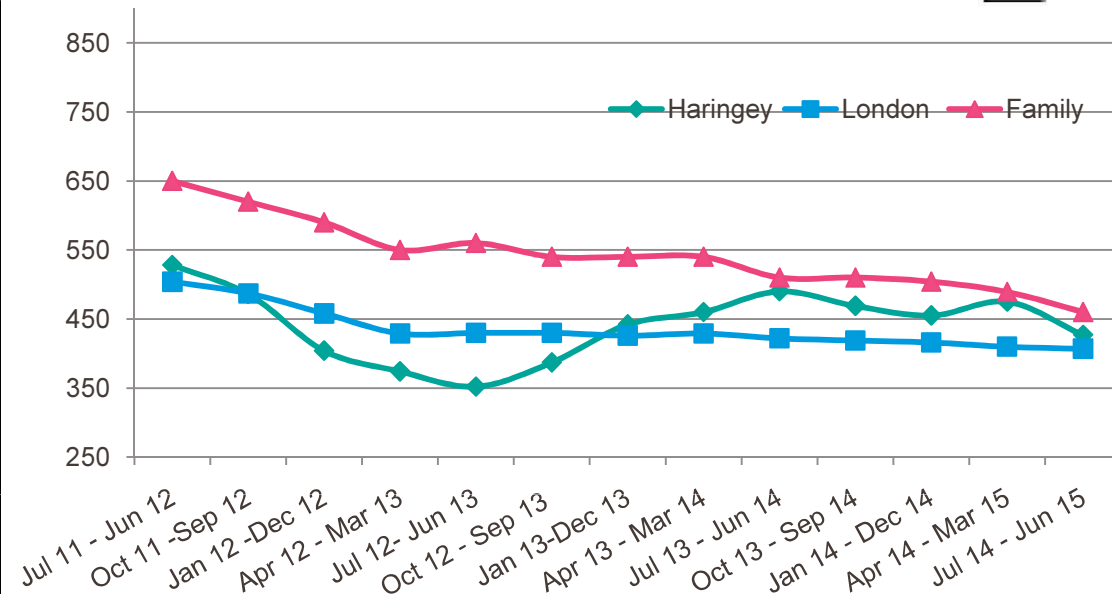
---

Community Safety Partnership  
18<sup>th</sup> January 2017

# Performance - Reduce First Time Entrants



First Time Entrants - London			
Rank	YOT	Number	Rate
1	Kingston and Richmond	69	220
2	Bromley	66	222
3	Barnet	79	224
4	Sutton	48	257
5	Merton	48	285
6	Ealing	89	286
7	Westminster	49	302
8	Havering	73	319
9	Wandsworth	66	324
10	Harrow	78	332
11	Redbridge	103	337
12	Kensington and Chelsea	39	358
13	Bexley	85	358
14	Newham	120	377
15	Waltham Forest	96	395
16	Hackney	92	399
17	Hillingdon	113	409
18	Haringey	105	427
19	Brent	134	458
20	Greenwich	112	463
21	Enfield	160	481
22	Croydon	188	503
23	Hounslow	115	504
24	Camden	93	513
25	Southwark	124	537
26	Islington	88	574
27	Hammersmith and Fulham	72	581
28	Lewisham	144	584
29	Tower Hamlets and City of London	145	590
30	Barking and Dagenham	131	595
31	Lambeth	145	607



There were 105 first time entrants in the last year compare to 119 in the previous year and 117 three years ago. Reductions of 12% and 10% respectively. **GM2**

## Slide 2

---

**GM2**

I would put the years rather than lastyear, year before etc


Gareth Morgan, 10/01/17

**GM3**

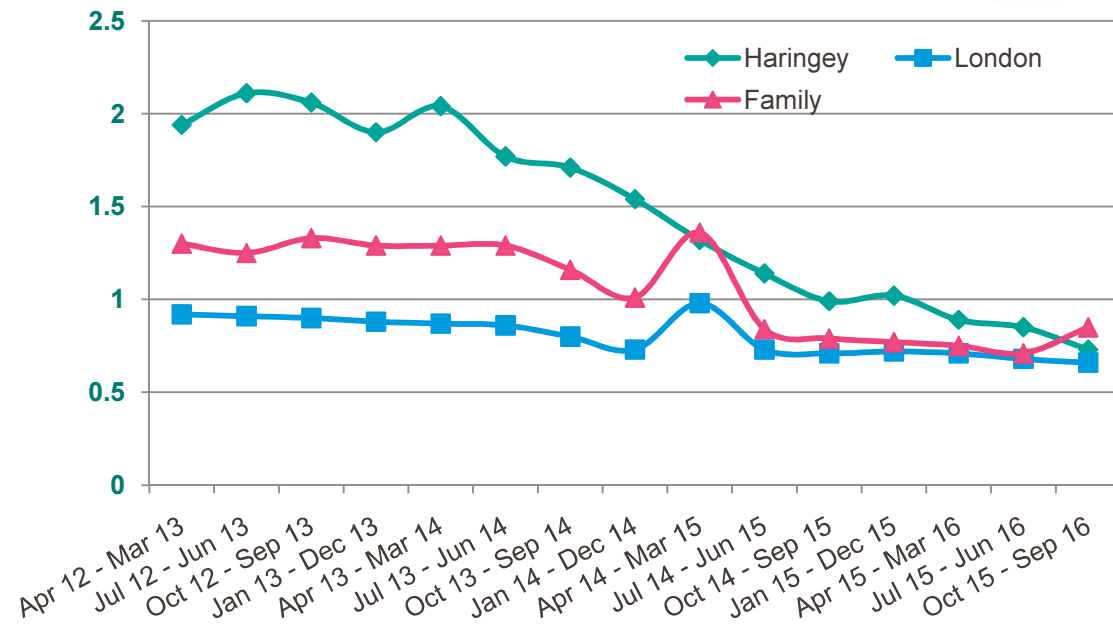
I have removed the Harinegy logo on this slide.

Gareth Morgan, 10/01/17

# Performance - Reduce Use of Custody



Use of Custody - London			
Position	YOT	Custody	Rate per 1,000 10-17 yr olds
1	Kensington and Chelsea	0	0.00
2	Kingston and Richmond	1	0.03
3	Sutton	1	0.05
4	Bexley	2	0.08
5	Merton	3	0.18
6	Harrow	5	0.21
7	Barnet	8	0.23
8	Hounslow	8	0.35
9	Greenwich	9	0.37
10	Hillingdon	11	0.40
11	Havering	10	0.44
12	Camden	8	0.44
13	Ealing	14	0.45
14	Redbridge	15	0.49
15	Bromley	15	0.50
16	Haringey	18	0.73
17	Brent	22	0.75
18	Tower Hamlets and City of London	19	0.77
19	Westminster	13	0.80
20	Waltham Forest	20	0.82
21	Southwark	19	0.82
22	Hackney	19	0.82
23	Lambeth	21	0.88
24	Enfield	30	0.90
25	Croydon	35	0.94
26	Newham	31	0.97
27	Barking and Dagenham	25	1.14
28	Wandsworth	24	1.18
29	Hammersmith and Fulham	16	1.29
30	Lewisham	43	1.74
31	Islington	33	2.15



There were 18 custodial sentences in the last year compare to 24 in the previous year and 51 three years ago. Reductions of 25% and 65% respectively.

### Slide 3

---

**GM5**

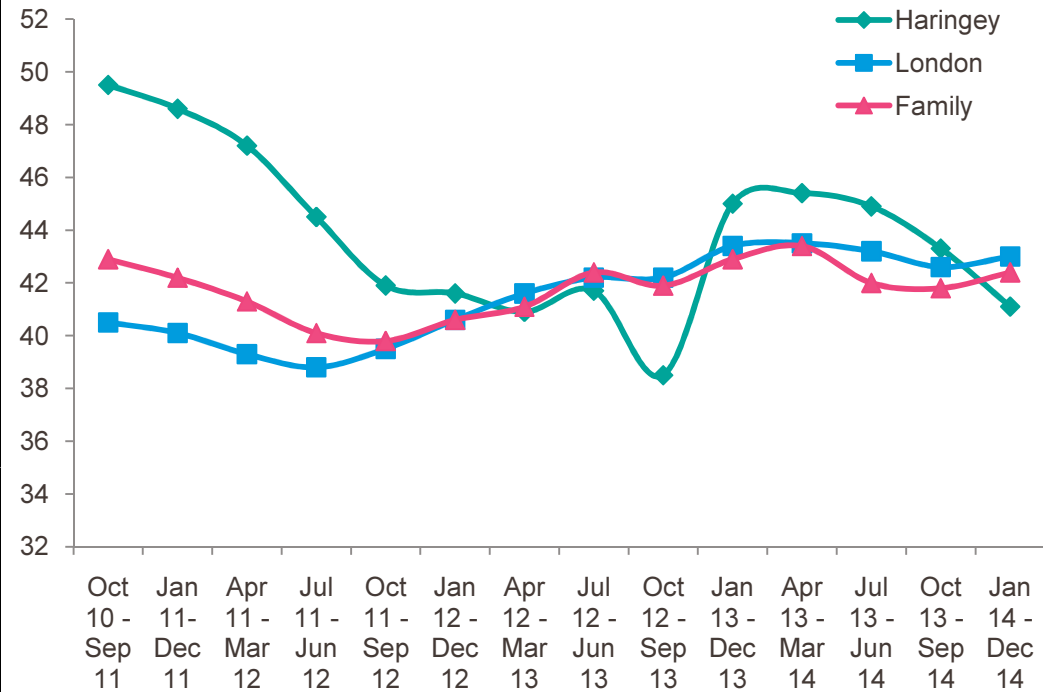
I have removed haringey logo

Gareth Morgan, 10/01/17

# Performance - Reduce Rate of Re-Offending



London Re-Offending Rates				
Position	YOT	Avg Offences Per Re-Offender	Avg Offences Per Offender	Avg Offences Per Offender
1	Havering	2.81	0.95	33.9%
2	Kensington and Chelsea	3.35	1.16	34.5%
3	Hillingdon	3.15	1.12	35.5%
4	Barnet	2.57	0.93	36.3%
5	Southwark	3.25	1.23	37.9%
6	Wandsworth	3.63	1.39	38.4%
7	Brent	3.18	1.26	39.5%
8	Harrow	2.94	1.18	40.0%
9	Newham	3.39	1.38	40.8%
10	Haringey	3.07	1.26	41.1%
11	Greenwich	2.12	0.87	41.2%
12	Enfield	3.22	1.33	41.3%
13	Westminster	2.47	1.03	41.7%
14	Ealing	2.68	1.12	41.8%
15	Bexley	3.27	1.38	42.3%
16	Hounslow	3.23	1.37	42.5%
17	Kingston and Richmond	2.72	1.16	42.5%
18	Barking and Dagenham	3.71	1.60	43.0%
19	Bromley	3.29	1.42	43.1%
20	Merton	2.27	0.99	43.6%
21	Hackney	2.76	1.21	43.9%
22	Redbridge	2.90	1.27	43.9%
23	Waltham Forest	3.20	1.45	45.2%
24	Croydon	3.28	1.49	45.3%
25	Hammersmith and Fulham	3.78	1.72	45.5%
26	Tower Hamlets and City of London	2.59	1.19	45.9%
27	Sutton	2.96	1.43	48.2%
28	Lewisham	3.02	1.46	48.2%
29	Camden	3.56	1.77	49.6%
30	Lambeth	3.09	1.61	52.3%
31	Islington	4.11	2.15	52.4%



The latest rate is 41.1% of young people re-offending after 1 year. This is a reduction of 9% from the previous year and 15% since three years ago.

# Key successes 2015/16

---



- Introduction of revised YJB National assessment framework, Asset Plus.
- Revised quality assurance tools
- Introduction of new Young Peoples Plan
- Revised Risk Management Panel and procedures
- Improved multi agency engagement
- Integrated planning to address 'risk of serious harm' and 'safety and well being' concerns
- Strengthened work with Missing Children, CSE Operational Group and MASE
- Early Help Partnership Board commitment to establish prevention approaches to assist in reduction of re-offending rates
- Reductions in Ministry of Justice funding effectively managed

## 2016/17 Annual Youth Justice Plan Priorities

---

- Inspection readiness
- Local response to Charlie Taylor Review and Government Response
- on reducing First Time Entrants, and reoffending including specific areas of practice such as family engagement and early intervention
- Strengthening multi-agency working in understanding the complex needs of the young people to achieve positive outcomes. Specific focus on: youth violence, missing children, child sexual exploitation, radicalisation and gang related behaviour
- Review models of service delivery to inform decisions around future provision taking account of Government Response to Charlie Taylor Review, and ongoing reductions in local and national funding.
- Work programme key priority areas for scrutiny, including reviewing Community Safeguarding and Public Protection Incidents and National Standards Audits.



## Disproportionality and Overrepresentation of BAME Young People in Haringey Youth Justice Service

### Focus of Scrutiny Review;

- How support services work together to prevent and divert young people from over represented communities entering the youth justice system;
- Support young people receive on entering the youth justice system and its effectiveness in preventing young people from re-offending; and
- Learning from other London boroughs

### Contributing Factors

- *Absence of positive male role model/father figure*
- *Deprivation;*
- *School exclusions*
- *Unmet mental health needs;*
- *Bias and Stereotyping*

# Disproportionality and Overrepresentation of BAME Young People in Haringey - Recommendations

---



## **Youth Justice Service**

- Further analysis of data on disproportionality including consideration of the over representation of “Black other” young people.
- In response to Charlie Taylor, Council and partners in Haringey who provide Youth Justice services: consult on the future of youth justice services with the reduction of ethnic disproportionality at its heart.
- Improve effectiveness of interventions aimed at addressing disproportionality; and engagement with young people at risk of entering Youth Justice Service

## **Partners responsible for Youth Justice Services**

- Review policies, procedures and service outcomes so all partners in the public sector meet equality duties, treating all children and young people equitably and interventions meet the needs Young People regardless of race, ethnicity or any other factors.

## **Voluntary Sector**

- Improving Outcomes for Young Black Men programme monitored for best practice and learning
- Secure continuation of work undertaken by the Mac-UK Project Future in Tottenham

## **Haringey Regeneration Service**

- The Council’s Regeneration Service explore funding to assist schools train teachers and other school staff to ensure the schools workforce reflects the diversity of the area

# Disproportionality and Overrepresentation of BAME Young People in Haringey Youth Justice Service

---



## **Early Help**

- Behavioural issues related to trauma at primary school level referred to the Early Help Partnership Board for consideration and an action plan be developed
- Strategic investment is made, in terms of resources, time and commitment, to develop further engagement with children and young people in particular, disaffected young people and those at risk of coming into contact with youth justice services
- Improve the effectiveness of interventions aimed at addressing disproportionality; and engagement with young people at risk of entering Youth Justice Services

## **Schools**

- Children and Young People's Service engage school Head Teachers and school governors on the issue of exclusions in particular the disproportional number of black boys/black boys excluded from school; Sharing good practice; and reviewing the zero tolerance policy towards knife possession
- Work with schools to determine the most effective use of Pupil Premium funding in addressing literacy and promote the sharing of good practice

## **Police**

- Cabinet Member for Communities seek confirmation that Police presence in schools will be maintained and addition, Police considers expanding the provision in primary schools.
- Cabinet Member for Communities works with the Haringey Police to develop a "reverse mentoring" scheme

# Government Response to Charlie Taylor Review

---



## **National development priorities**

- Review of Governance and develop robust performance standards for custody and community (examples are all for custody)
- Best-practice sharing –example Ending Gang and Youth Violence
- Work with LAs to explore flexibilities available to LAs to reshape services
- Development of 2 secure schools
- Empower Governors to better help reform young people
- Boost operational staff in YOIs
- Introduce a new Youth Justice Officer role in YOI
- Every Young Person in custody to have a 'key officer' (1 – 4 YP)
- Specialist support units to provide enhanced psychological support to the most challenging and vulnerable yp ( Enhanced Support Teams)

# Government Response to Charlie Taylor Review

---



## **Statutory requirements**

- Youth Justice Board continues
- Local statutory partners continue contribution to the constitution of the YOT
- Ring fencing of funding via LAs continues
- YJB National Standards continue
- The three Key Indicators continue – FTE, Reducing Reoffending and Use of Custody – supplemented by locally developed targets
- HMIP Inspections continue
- National assessment systems (Asset+) continue and workforce development

## **Other developments**

- NHS, DFE and community health providers to enable better health assessments of young offenders
- Pre Apprenticeship pathway from custody
- Develop Police Custody Suite practice for safeguarding children's interests
- Develop Courts practice
- Reviewing Criminal records processes for under 18s

# Young People Strategy

## – Update and Next Steps

	Priority	RAG
YPS 1	Ensure young people are valued for the positive contribution they make to communities and the economy	
YPS 2	Ensure clear pathways into an attractive and relevant range of employment, learning and enterprise opportunities	
YPS 3	Ensure young people have good quality health and well being outcomes	
YPS 4	Co-ordinate engagement to reach vulnerable young people and intervene to ensure their safety and wellbeing.	

# Young People Strategy

## Priority 1

---



Ensure young people are valued for the positive contribution they make to communities and the economy

- **Progress**

- Bruce Grove; safe environment and membership increased
- Youth Council in place
- Annual survey on YP views
- Website/social media promoting access

- **Next Steps**

- Youth Council Shaping /challenging provision
- Outcomes focus
- Structured volunteering in line with new Youth Service policy
- Establish Priorities and outcomes



# Young People Strategy

## Priority 2

---



**Ensure clear pathways into an attractive and relevant range of employment, learning and enterprise opportunities**

### **Progress**

- A level / HE and top HE is up/ Participation improvement
- NEET provision in place
- Careers programmes/ support established
- New Provision – ADA, LAET

### **Next Steps**

- Apprenticeships an issue
- Embedding careers and school improvement
- Focused pre NEET identification/support

# Young People Strategy

## Priority 3



---

### **Ensure young people have good quality health and well being outcomes**

#### **Progress**

- Reduction in Conception and Obesity rates
- Positive Health survey – YP Happy and can talk
- Healthy Schools Programme – high engagement
- Significant range of established and developing programmes and support

#### **Next Steps**

- Improve targeting of STI/obesity through evaluation of programmes and challenge to system
- Improve links with sports strategy.

# Young People Strategy

## Priority 4



---

**Co-ordinate engagement to reach vulnerable young people and intervene to ensure their safety and wellbeing.**

### **Progress**

- Wide range of activities and teams
- Figures for youth violence and crime/ VAWAG increasing
- Increase of Young People's Fear of crime
- Increase of referrals to Social Care

### **Next Steps**

- Alignment of Community Safety Partnership priorities - align resources, intelligence and focus on prevention
- Priorities and actions– Focus on outcomes agenda and Vulnerable Adolescents Agenda (Contextual Safeguarding)